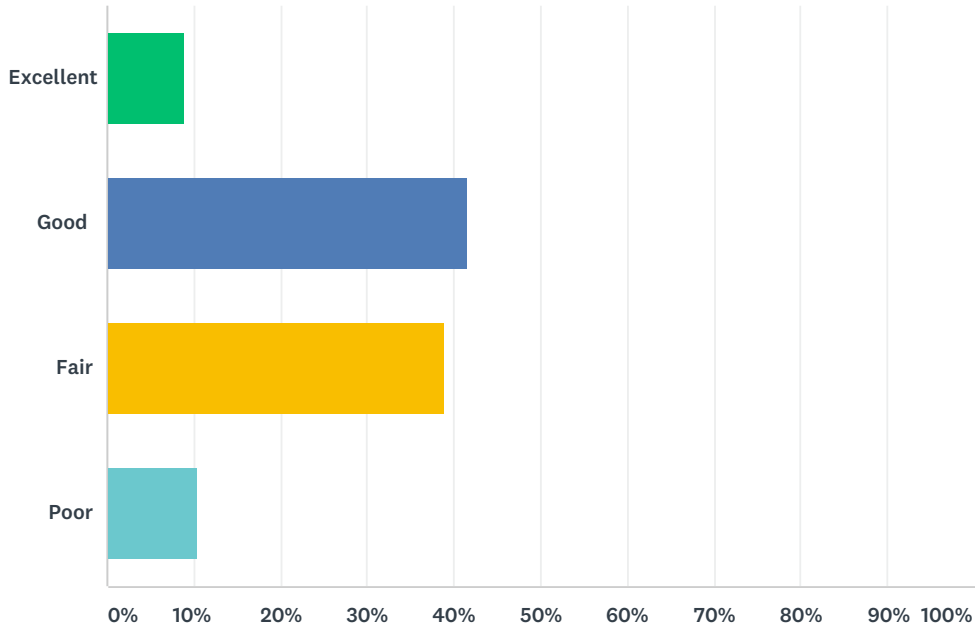


Q1 How would you rate the appearance and condition of public spaces (the landscaping of medians, rights-of-way, street trees, etc.) in Round Hill?

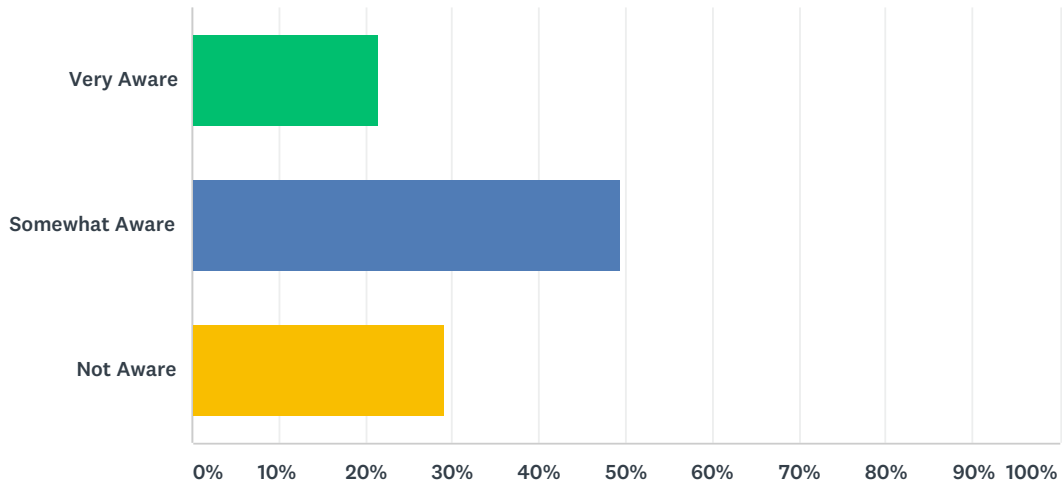
Answered: 211 Skipped: 2



ANSWER CHOICES	RESPONSES	
Excellent	9.00%	19
Good	41.71%	88
Fair	38.86%	82
Poor	10.43%	22
TOTAL		211

Q2 How aware are you of the Round Hill Arts Center?

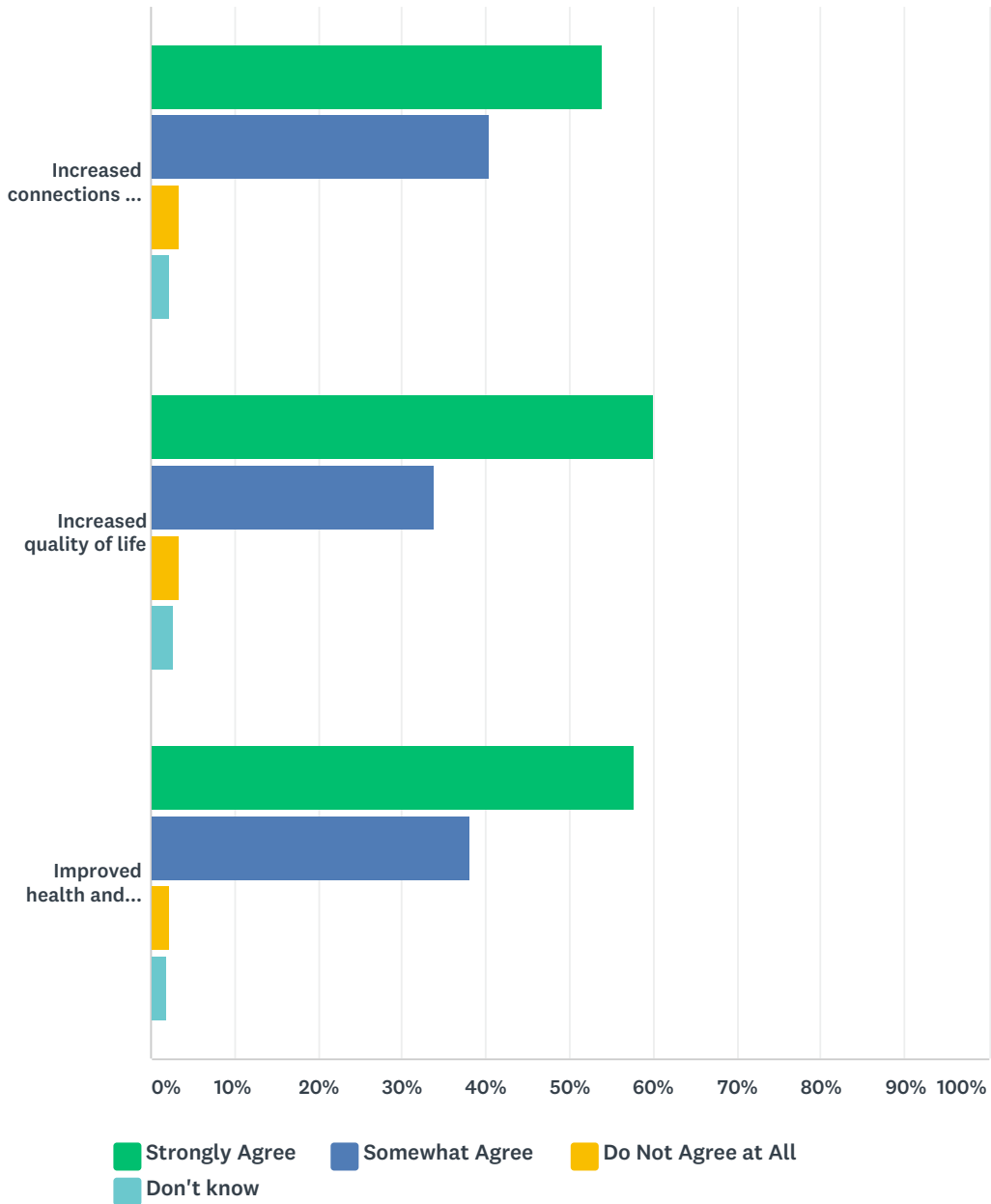
Answered: 213 Skipped: 0



ANSWER CHOICES	RESPONSES	
Very Aware	21.60%	46
Somewhat Aware	49.30%	105
Not Aware	29.11%	62
TOTAL		213

Q3 How important is participation in Recreation, Parks and Cultural programs and facilities to you in each of the following ways?

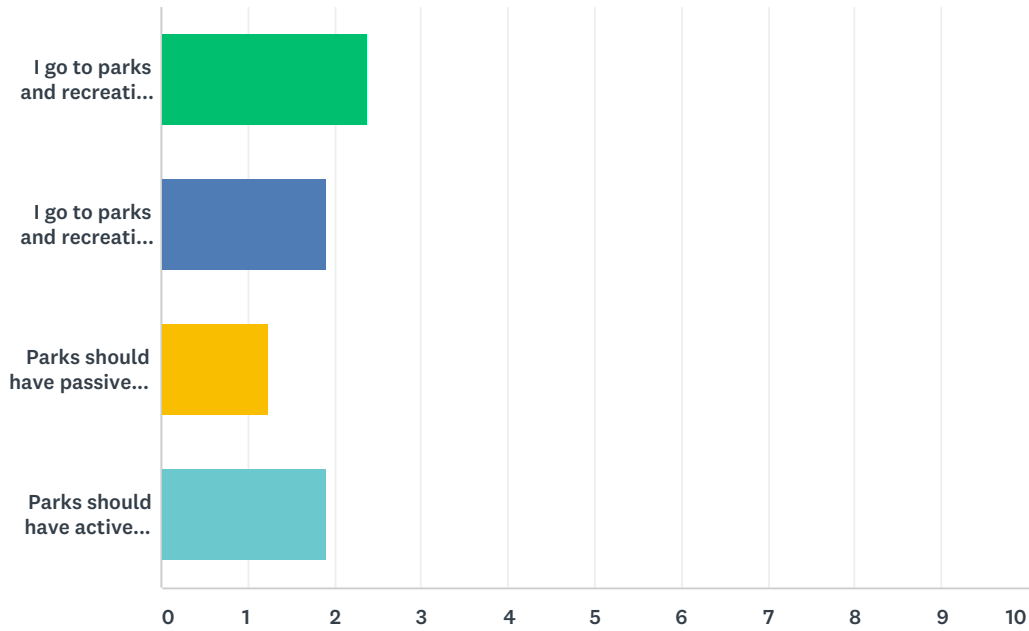
Answered: 213 Skipped: 0



	STRONGLY AGREE	SOMEWHAT AGREE	DO NOT AGREE AT ALL	DON'T KNOW	TOTAL
Increased connections to community	53.99% 115	40.38% 86	3.29% 7	2.35% 5	213
Increased quality of life	60.09% 128	33.80% 72	3.29% 7	2.82% 6	213
Improved health and well-being	57.75% 123	38.03% 81	2.35% 5	1.88% 4	213

Q4 Please indicate how strongly you feel about each of the statements below

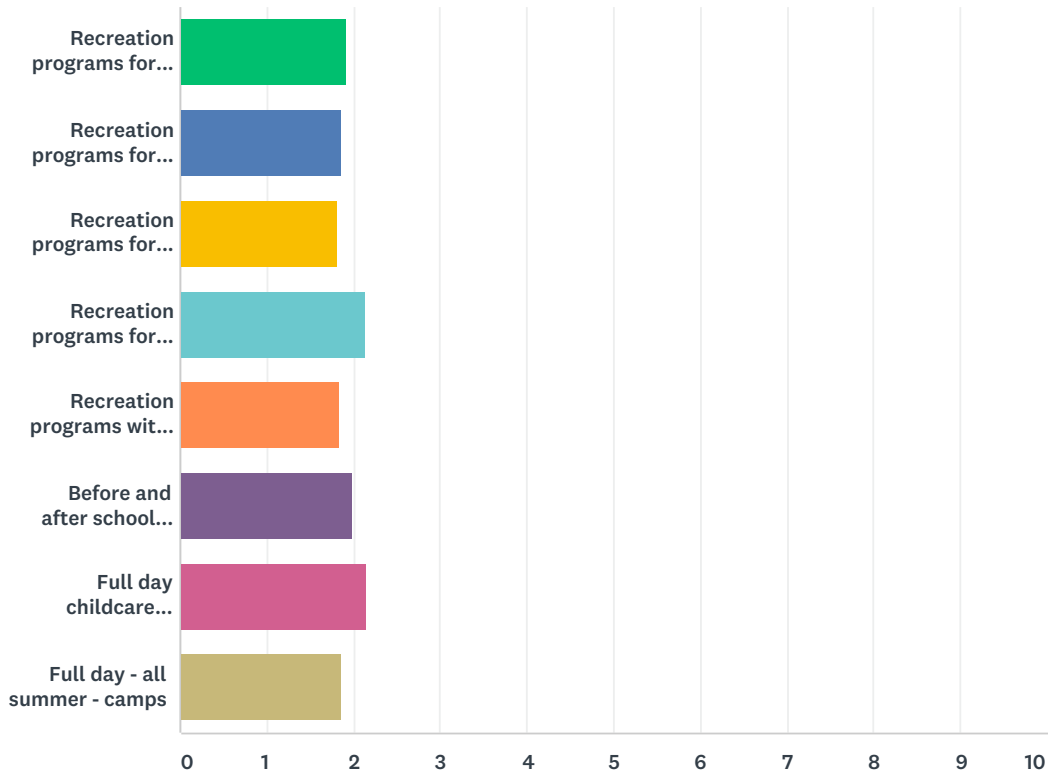
Answered: 213 Skipped: 0



	STRONGLY AGREE	SOMEWHAT AGREE	DO NOT AGREE AT ALL	NO OPINION	TOTAL	WEIGHTED AVERAGE
I go to parks and recreation facilities to see familiar faces/meet people.	10.33% 22	52.58% 112	26.29% 56	10.80% 23	213	2.38
I go to parks and recreation facilities for quiet relaxation or individual uses.	37.26% 79	43.87% 93	9.43% 20	9.43% 20	212	1.91
Parks should have passive uses that are open to the whole community (open lawns, forested areas, trails, picnic areas, etc.)	81.22% 173	16.43% 35	0.94% 2	1.41% 3	213	1.23
Parks should have active uses for organized sports and paid programs through user fees.	35.21% 75	45.54% 97	13.62% 29	5.63% 12	213	1.90

Q5 Do you have a need for any of the following types of community programs in Round Hill?

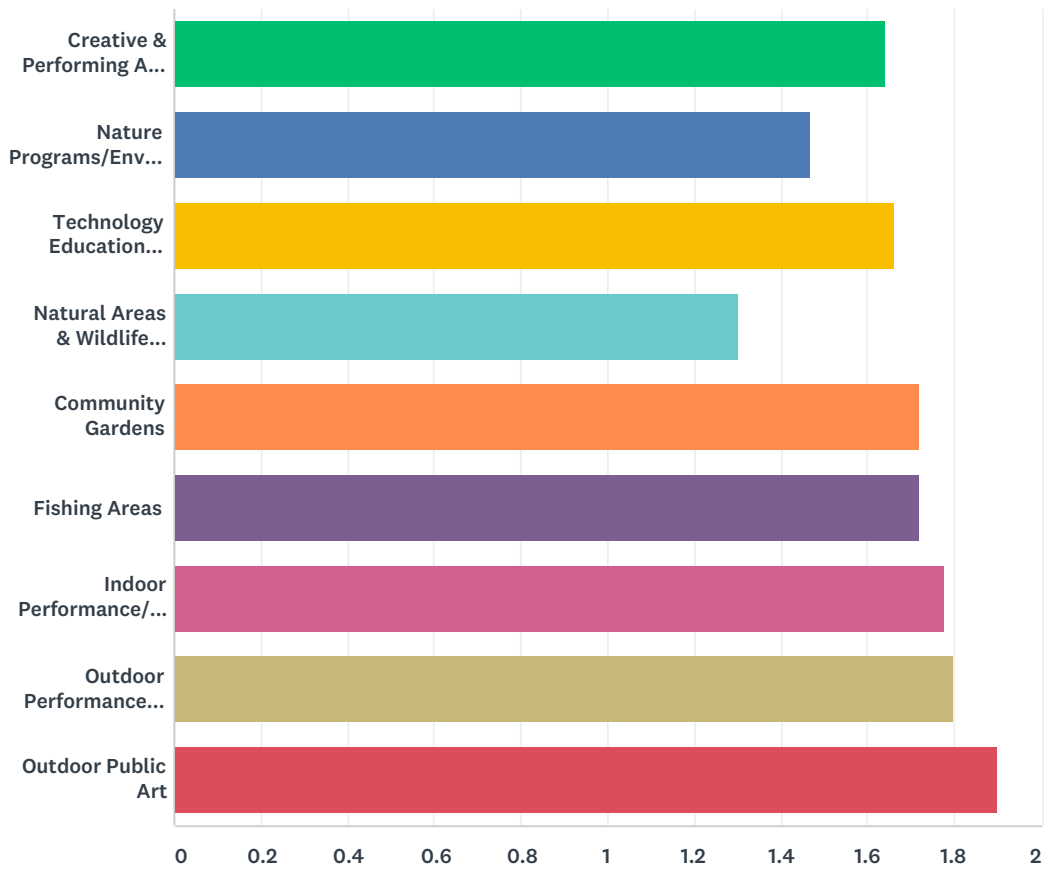
Answered: 213 Skipped: 0



	YES	NO	MY NEED FOR THIS IS ALREADY BEING MET	NO OPINION	TOTAL	WEIGHTED AVERAGE
Recreation programs for preschool age	35.21% 75	46.95% 100	7.51% 16	10.33% 22	213	1.93
Recreation programs for teens	40.85% 87	44.13% 94	2.82% 6	12.21% 26	213	1.86
Recreation programs for older adults	46.92% 99	37.91% 80	1.42% 3	13.74% 29	211	1.82
Recreation programs for people with disabilities	25.24% 53	55.24% 116	0.48% 1	19.05% 40	210	2.13
Recreation programs with your pets	42.45% 90	42.92% 91	2.36% 5	12.26% 26	212	1.84
Before and after school childcare programs	33.96% 72	45.75% 97	8.02% 17	12.26% 26	212	1.99
Full day childcare programs	19.81% 42	58.02% 123	9.43% 20	12.74% 27	212	2.15
Full day - all summer - camps	40.57% 86	43.87% 93	4.72% 10	10.85% 23	212	1.86

Q6 Do you have a need for any of the following types of science, technology or arts programs/facilities in Round Hill?

Answered: 213 Skipped: 0



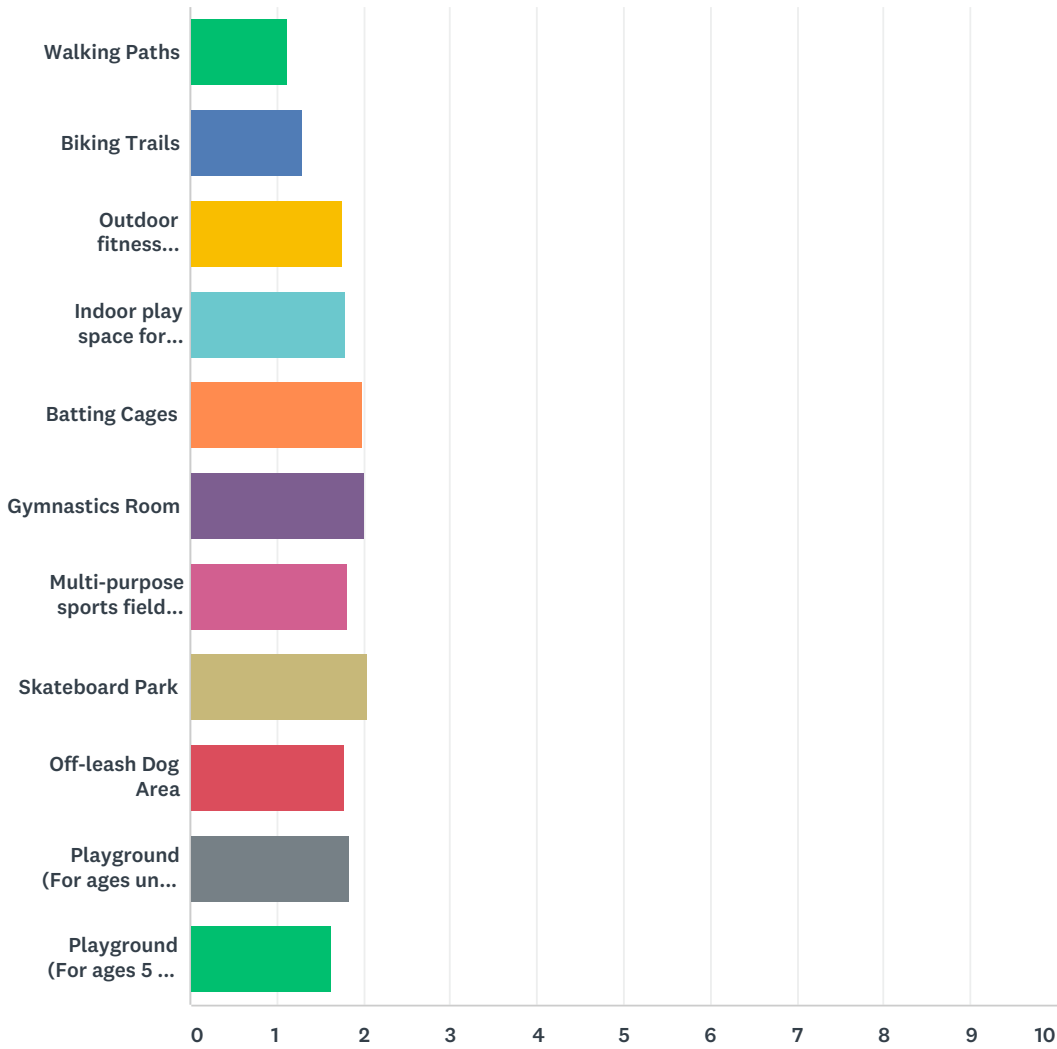
	YES	NO	MY NEED FOR THIS IS ALREADY BEING MET	NO OPINION	TOTAL	WEIGHTED AVERAGE
Creative & Performing Arts Programs	58.96% 125	26.89% 57	5.66% 12	8.49% 18	212	1.64
Nature Programs/Environmental Education Programs	70.89% 151	19.72% 42	0.94% 2	8.45% 18	213	1.47
Technology Education Programs	55.92% 118	31.28% 66	3.32% 7	9.48% 20	211	1.66
Natural Areas & Wildlife Habitats	81.82% 171	11.00% 23	2.87% 6	4.31% 9	209	1.30
Community Gardens	54.72% 116	28.77% 61	6.13% 13	10.38% 22	212	1.72
Fishing Areas	54.29% 114	28.57% 60	7.62% 16	9.52% 20	210	1.72
Indoor Performance/Art Facilities	51.42% 109	30.19% 64	7.08% 15	11.32% 24	212	1.78
Outdoor Performance Space	52.61% 111	29.38% 62	3.79% 8	14.22% 30	211	1.80

2017 Round Hill Parks, Recreation & Culture Survey

Outdoor Public Art	46.92%	34.60%	0.47%	18.01%		
	99	73	1	38	211	1.90

Q7 Do you have a need for any of the following types of active recreation, fitness or sports programs/facilities in Round Hill?

Answered: 213 Skipped: 0



	YES	NO	MY NEED FOR THIS IS ALREADY BEING MET	NO OPINION	TOTAL	WEIGHTED AVERAGE
Walking Paths	92.42% 195	1.90% 4	4.74% 10	0.95% 2	211	1.14
Biking Trails	80.28% 171	13.62% 29	3.29% 7	2.82% 6	213	1.29
Outdoor fitness station/equipment	51.42% 109	34.43% 73	2.36% 5	11.79% 25	212	1.75
Indoor play space for children (soft play room/playground)	43.40% 92	43.87% 93	2.83% 6	9.91% 21	212	1.79
Batting Cages	30.52% 65	54.46% 116	1.41% 3	13.62% 29	213	1.98
Gymnastics Room	31.58% 66	51.20% 107	2.39% 5	14.83% 31	209	2.00

2017 Round Hill Parks, Recreation & Culture Survey

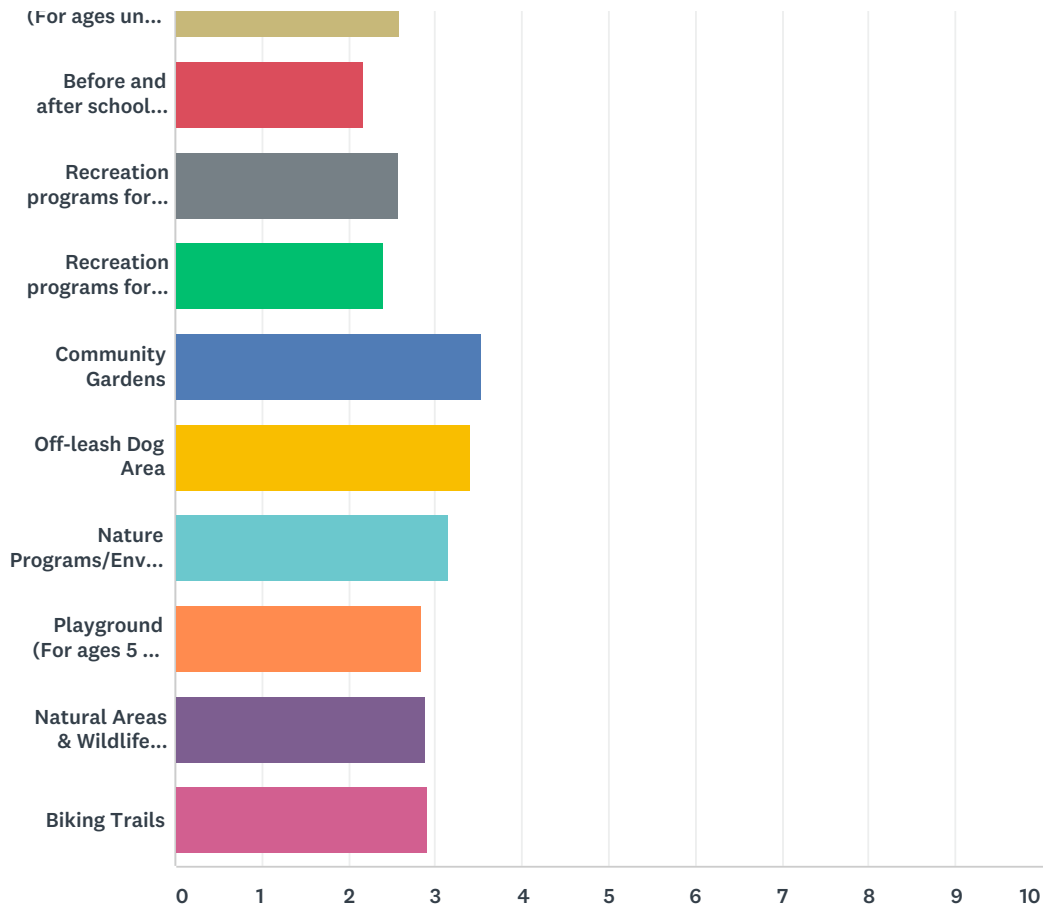
Multi-purpose sports fields (soccer, lacrosse, field hockey, etc.)	48.36% 103	32.39% 69	8.45% 18	10.80% 23	213	1.82
Skateboard Park	22.86% 48	62.38% 131	0.48% 1	14.29% 30	210	2.06
Off-leash Dog Area	44.50% 93	44.98% 94	0.00% 0	10.53% 22	209	1.77
Playground (For ages under 5 years old)	40.38% 86	43.66% 93	6.57% 14	9.39% 20	213	1.85
Playground (For ages 5 to 12 years old)	55.40% 118	32.86% 70	4.69% 10	7.04% 15	213	1.63

Q8 Looking at the types of programs and facilities listed throughout this survey, what are your top 5 choices of new programs or facilities to be located in Round Hill (in the next five years)?

Answered: 210 Skipped: 3



2017 Round Hill Parks, Recreation & Culture Survey



	1ST	2ND	3RD	4TH	5TH	TOTAL	WEIGHTED AVERAGE
Gymnastics Room	27.27% 3	9.09% 1	36.36% 4	9.09% 1	18.18% 2	11	2.82
Creative & Performing Arts Programs	14.29% 2	14.29% 2	21.43% 3	35.71% 5	14.29% 2	14	3.21
Recreation programs for people with disabilities	12.50% 2	18.75% 3	18.75% 3	37.50% 6	12.50% 2	16	3.19
Skateboard Park	16.67% 3	22.22% 4	16.67% 3	33.33% 6	11.11% 2	18	3.00
Batting Cages	19.05% 4	14.29% 3	14.29% 3	42.86% 9	9.52% 2	21	3.10
Recreation programs for preschool age	24.00% 6	36.00% 9	20.00% 5	20.00% 5	0.00% 0	25	2.36
Full day childcare programs	42.31% 11	15.38% 4	19.23% 5	11.54% 3	11.54% 3	26	2.35
Recreation programs with your pets	25.93% 7	37.04% 10	11.11% 3	7.41% 2	18.52% 5	27	2.56
Outdoor Public Art	11.11% 3	18.52% 5	22.22% 6	11.11% 3	37.04% 10	27	3.44
Indoor Performance/Art Facilities	18.52% 5	14.81% 4	22.22% 6	22.22% 6	22.22% 6	27	3.15
Outdoor Performance Space	17.86% 5	17.86% 5	17.86% 5	21.43% 6	25.00% 7	28	3.18

2017 Round Hill Parks, Recreation & Culture Survey

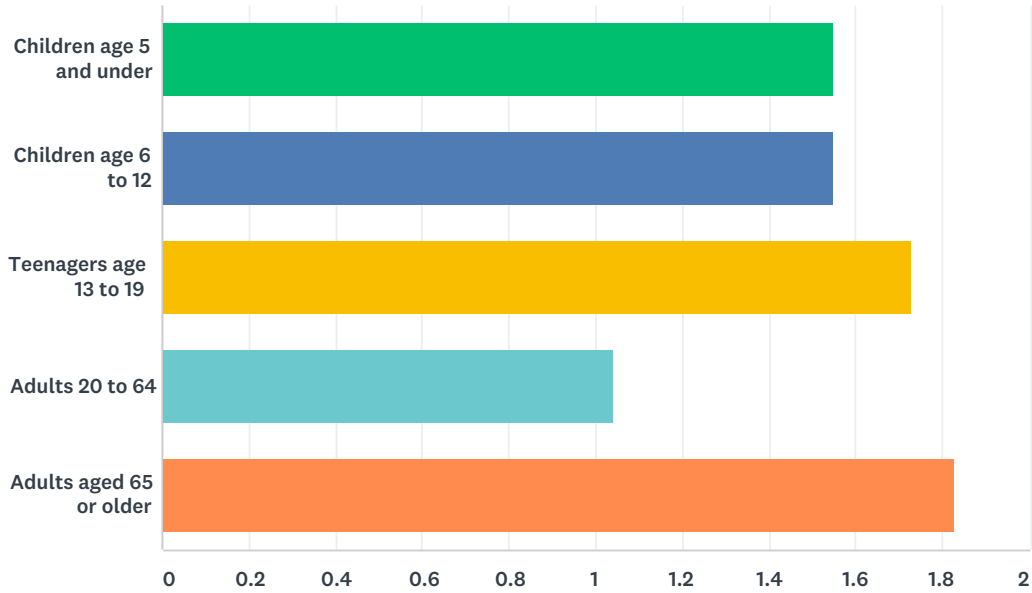
Multi-purpose sports fields (soccer, lacrosse, field hockey, etc.)	6.90% 2	34.48% 10	10.34% 3	17.24% 5	31.03% 9	29	3.31
Outdoor fitness station/equipment	13.33% 4	20.00% 6	16.67% 5	20.00% 6	30.00% 9	30	3.33
Technology Education Programs	2.94% 1	14.71% 5	23.53% 8	38.24% 13	20.59% 7	34	3.59
Indoor play space for children (soft play room/playground)	29.41% 10	11.76% 4	29.41% 10	11.76% 4	17.65% 6	34	2.76
Full day - all summer - camps	14.29% 5	22.86% 8	17.14% 6	25.71% 9	20.00% 7	35	3.14
Fishing Areas	20.00% 7	22.86% 8	34.29% 12	17.14% 6	5.71% 2	35	2.66
Playground (For ages under 5 years old)	22.86% 8	31.43% 11	20.00% 7	14.29% 5	11.43% 4	35	2.60
Before and after school childcare programs	44.74% 17	23.68% 9	10.53% 4	10.53% 4	10.53% 4	38	2.18
Recreation programs for older adults	36.84% 14	10.53% 4	26.32% 10	10.53% 4	15.79% 6	38	2.58
Recreation programs for teens	34.15% 14	21.95% 9	19.51% 8	17.07% 7	7.32% 3	41	2.41
Community Gardens	9.30% 4	16.28% 7	20.93% 9	18.60% 8	34.88% 15	43	3.53
Off-leash Dog Area	17.31% 9	11.54% 6	19.23% 10	17.31% 9	34.62% 18	52	3.40
Nature Programs/Environmental Education Program	3.70% 2	29.63% 16	24.07% 13	33.33% 18	9.26% 5	54	3.15
Playground (For ages 5 to 12 years old)	22.58% 14	19.35% 12	24.19% 15	17.74% 11	16.13% 10	62	2.85
Natural Areas & Wildlife Habitats	22.11% 21	22.11% 21	15.79% 15	25.26% 24	14.74% 14	95	2.88
Biking Trails	23.08% 24	19.23% 20	23.08% 24	12.50% 13	22.12% 23	104	2.91

Q9 Counting yourself, how many people live in your household

Answered: 209 Skipped: 4

Q10 Do any of the following live in your household? (Include yourself)

Answered: 213 Skipped: 0



	YES	NO	TOTAL	WEIGHTED AVERAGE
Children age 5 and under	44.92% 84	55.08% 103	187	1.55
Children age 6 to 12	45.16% 84	54.84% 102	186	1.55
Teenagers age 13 to 19	27.44% 45	72.56% 119	164	1.73
Adults 20 to 64	95.67% 199	4.33% 9	208	1.04
Adults aged 65 or older	17.33% 26	82.67% 124	150	1.83

Q11 How many dogs do you have in your household?

Answered: 209 Skipped: 4

Q12 Please share any additional comments that can assist the Town of Round Hill and Loudoun County in improving services to you and your household

Answered: 92 Skipped: 121

Q13 Please provide your contact information if you would like to be included on an email list about future Parks, Recreation & Culture meetings, projects or programs

Answered: 78 Skipped: 135

ANSWER CHOICES	RESPONSES	
Name	97.44%	76
Email	98.72%	77