

Q1 About how long have you lived in Round Hill?

Answered: 223 Skipped: 0

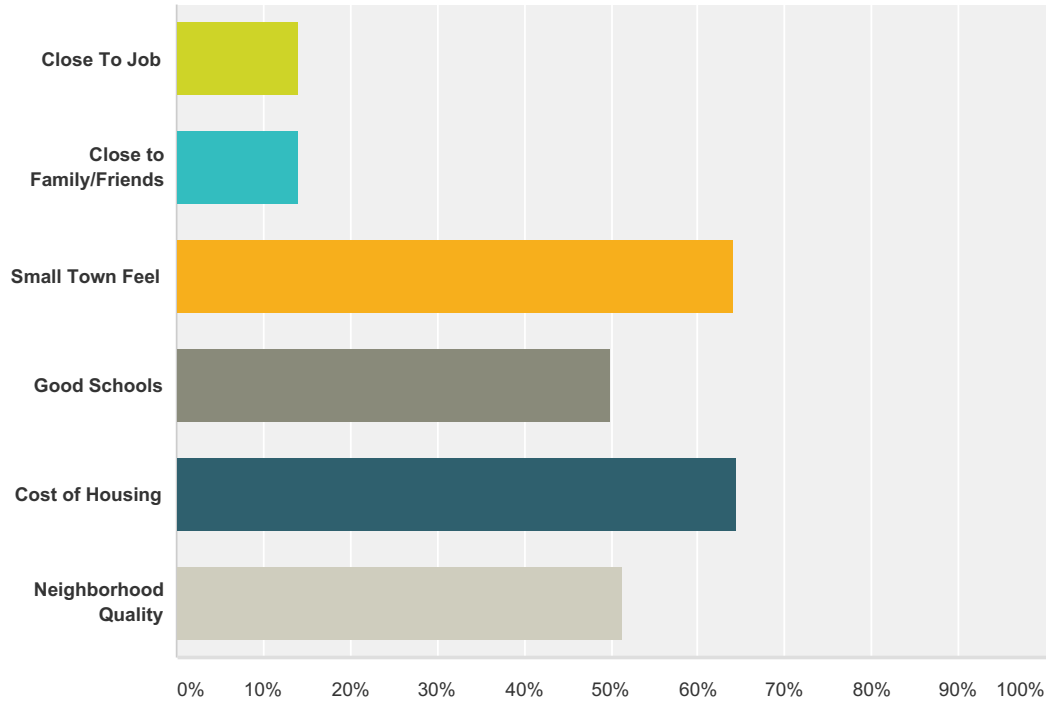
Answer Choices	Responses
Years	92.38% 206
Months	73.54% 164

Q2 Where did you live prior to moving to Round Hill?

Answered: 218 Skipped: 5

Q3 Thinking back to when you moved to Round Hill, what factors were most important to you in selecting this area?

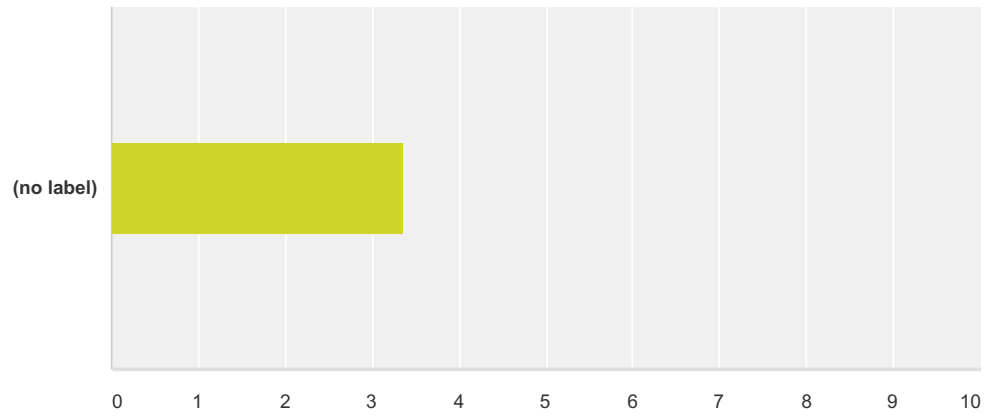
Answered: 220 Skipped: 3



Answer Choices	Responses
Close To Job	14.09% 31
Close to Family/Friends	14.09% 31
Small Town Feel	64.09% 141
Good Schools	50.00% 110
Cost of Housing	64.55% 142
Neighborhood Quality	51.36% 113
Total Respondents: 220	

Q4 How would you rate the quality of life in Round Hill?

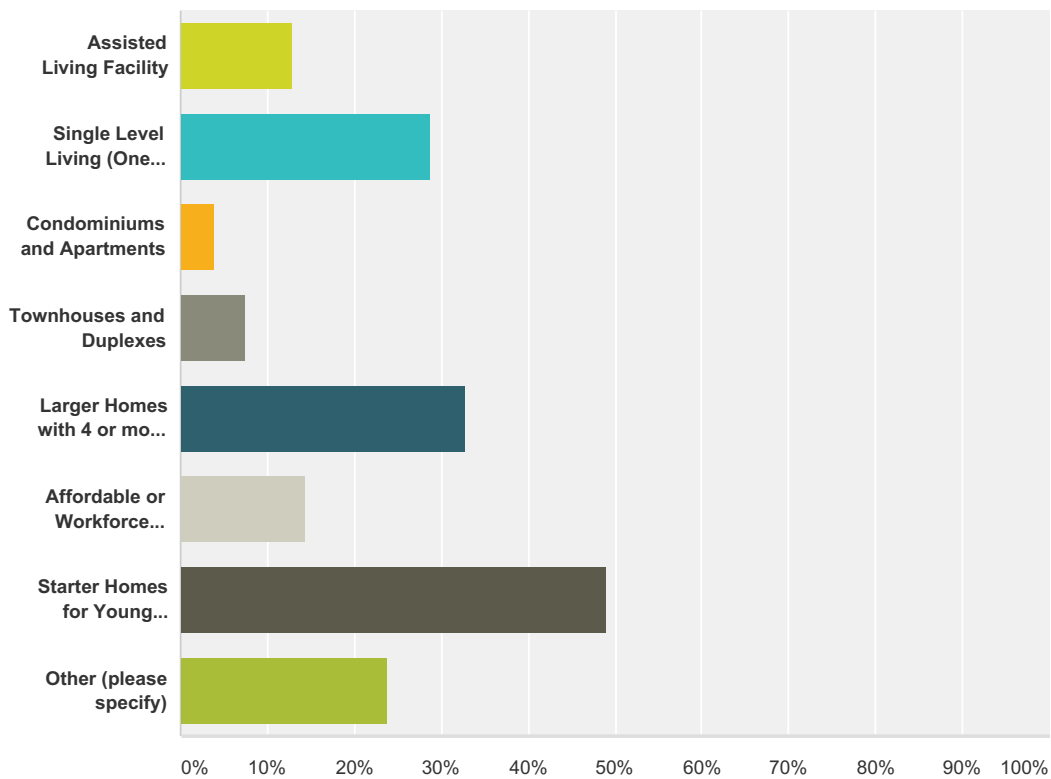
Answered: 222 Skipped: 1



	Poor	Fair	Good	Excellent	N/A	Total	Weighted Average
(no label)	0.90% 2	5.86% 13	48.20% 107	44.59% 99	0.45% 1	222	3.37

Q5 What types of housing do you feel are needed in Round Hill? (Check all that apply)

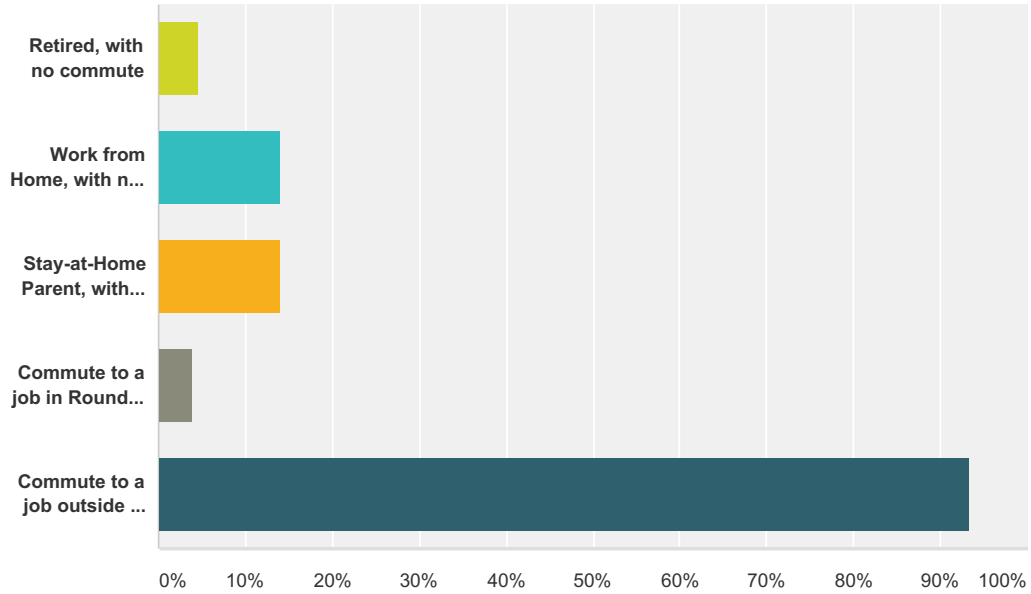
Answered: 202 Skipped: 21



Answer Choices	Responses
Assisted Living Facility	12.87% 26
Single Level Living (One Floor House)	28.71% 58
Condominiums and Apartments	3.96% 8
Townhouses and Duplexes	7.43% 15
Larger Homes with 4 or more bedrooms	32.67% 66
Affordable or Workforce Housing	14.36% 29
Starter Homes for Young Families	49.01% 99
Other (please specify)	23.76% 48
Total Respondents: 202	

**Q6 What describes the working/commuting profile of the adults in your household?
(Check all that apply)**

Answered: 222 Skipped: 1



Answer Choices	Responses
Retired, with no commute	4.50% 10
Work from Home, with no commute	13.96% 31
Stay-at-Home Parent, with no commute	13.96% 31
Commute to a job in Round Hill	4.05% 9
Commute to a job outside of Round Hill	93.24% 207
Total Respondents: 222	

Q7 If you or someone in your household commutes to a job outside of Round Hill:

Answered: 208 Skipped: 15

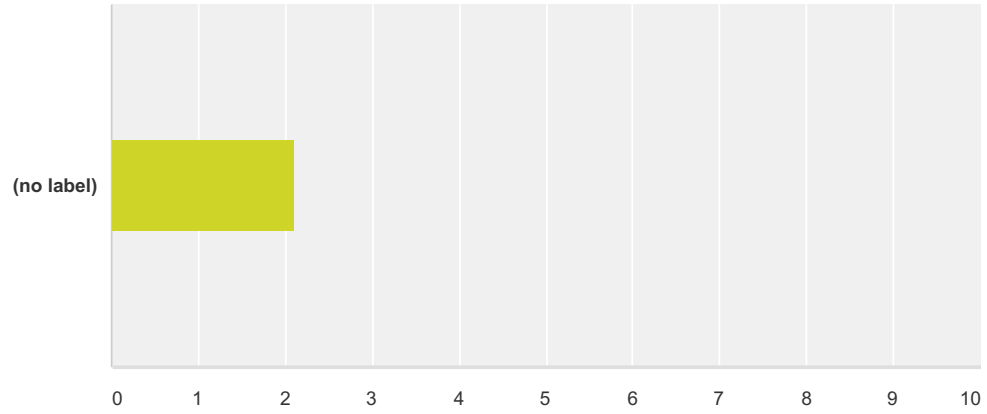
Answer Choices	Responses	
What town or city do you commute to?	98.56%	205
What is your average commute time?	98.08%	204
How do you normally commute to work? -- (drive alone, ride in car pool, use a park & ride lot, etc)	99.04%	206
What could improve your commute to work?	80.77%	168

Q8 What are your favorite places to visit in the greater Round Hill area? (In & Around Town)

Answered: 172 Skipped: 51

Q9 Round Hill has a long history that dates back into the 18th Century. How important do you think the history of Round Hill is today for the Town as a whole?

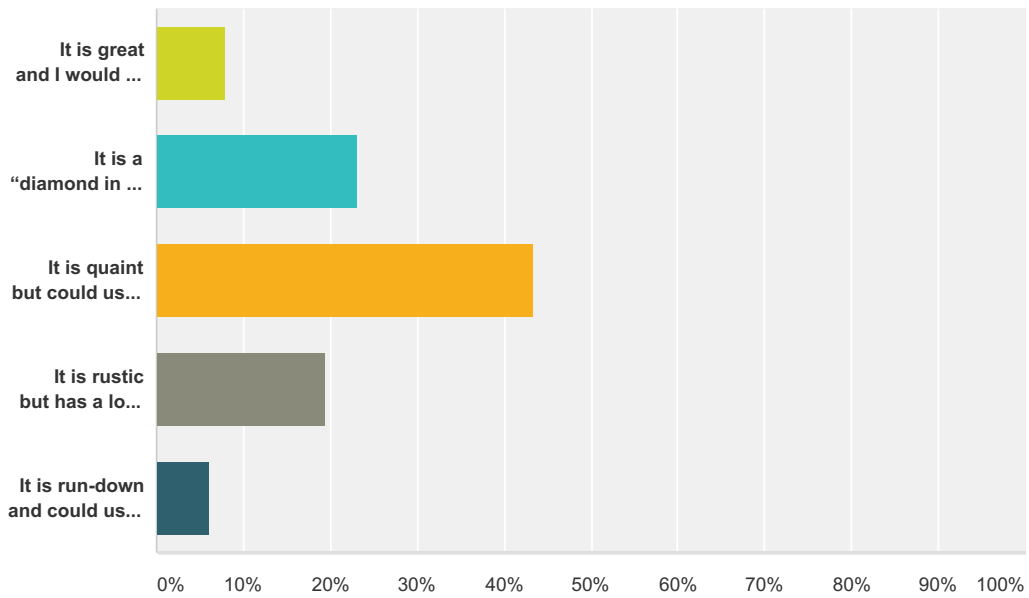
Answered: 214 Skipped: 9



	Very Important	Important	Somewhat Important	Not Important	N/A	Total	Weighted Average
(no label)	26.17% 56	37.38% 80	28.04% 60	7.94% 17	0.47% 1	214	2.10

Q10 What sentence best fits how you view the Town of Round Hill today?

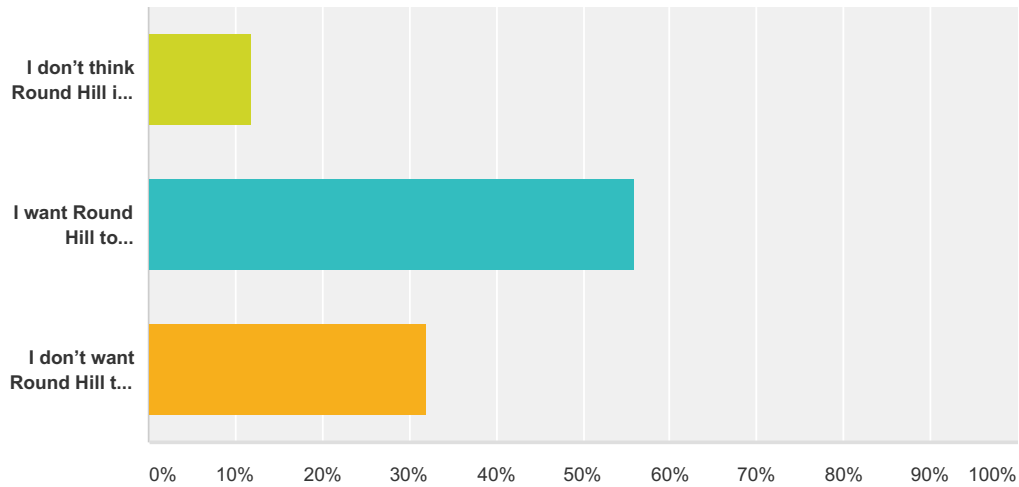
Answered: 216 Skipped: 7



Answer Choices	Responses	
It is great and I would not change a thing!	7.87%	17
It is a "diamond in the rough" and needs just a little polishing (few improvements)	23.15%	50
It is quaint but could use some improvements	43.52%	94
It is rustic but has a lot of potential, if given enough improvements	19.44%	42
It is run-down and could use a lot of improvements	6.02%	13
Total		216

Q11 What do you think when you hear Round Hill referred to as a Bedroom Community? (Defined as a town whose residents normally work elsewhere, although they live and sleep in these neighborhoods. Where there is little commercial activity beyond a small amount of retail, oriented toward serving the residents)

Answered: 200 Skipped: 23



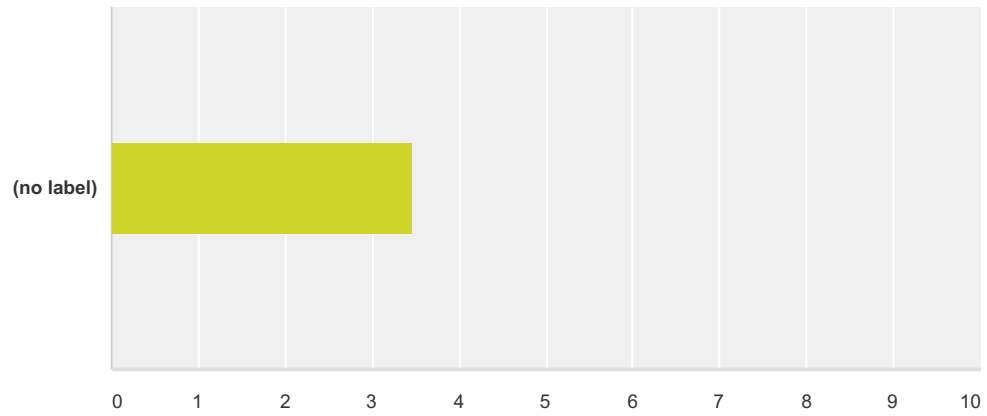
Answer Choices	Responses
I don't think Round Hill is a Bedroom Community	12.00% 24
I want Round Hill to continue to be a Bedroom Community	56.00% 112
I don't want Round Hill to continue to be a Bedroom Community	32.00% 64
Total	200

Q12 What small towns have you visited that are similar to your vision for the future of Round Hill?

Answered: 111 Skipped: 112

Q13 How often do you visit Downtown Round Hill?

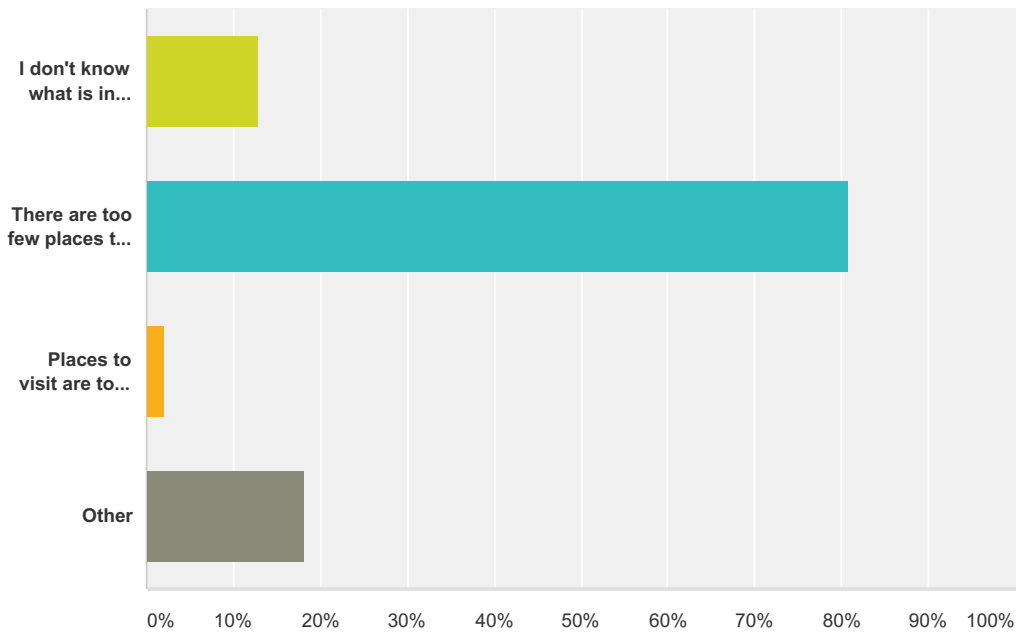
Answered: 207 Skipped: 16



	Once a Year	4 times a Year	Once a Month	Every Week	Every Day	Total	Weighted Average
(no label)	8.70% 18	7.25% 15	27.54% 57	41.55% 86	14.98% 31	207	3.47

Q14 “I would visit Downtown Round Hill more but...” (check all that apply)

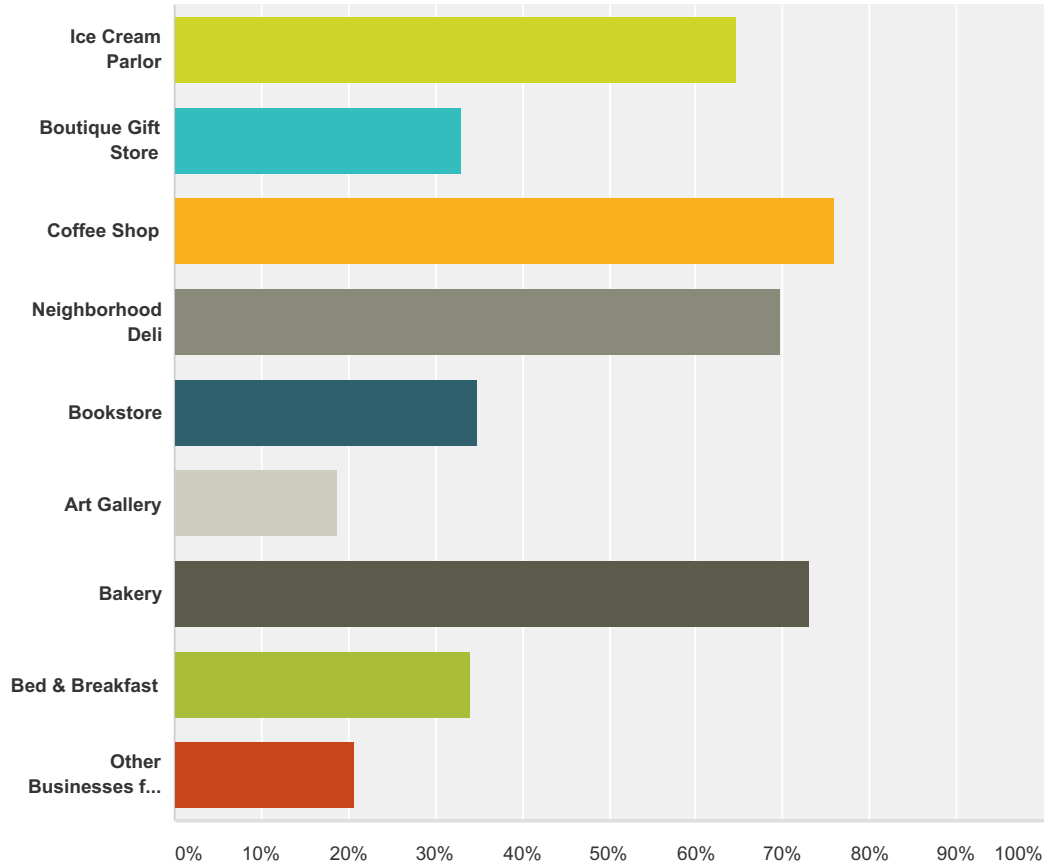
Answered: 193 Skipped: 30



Answer Choices	Responses
I don't know what is in Downtown Round Hill	12.95% 25
There are too few places to visit	80.83% 156
Places to visit are too spread out	2.07% 4
Other	18.13% 35
Total Respondents: 193	

**Q15 What specific businesses would fit in with the character of Downtown Round Hill?
(check all that apply)**

Answered: 212 Skipped: 11



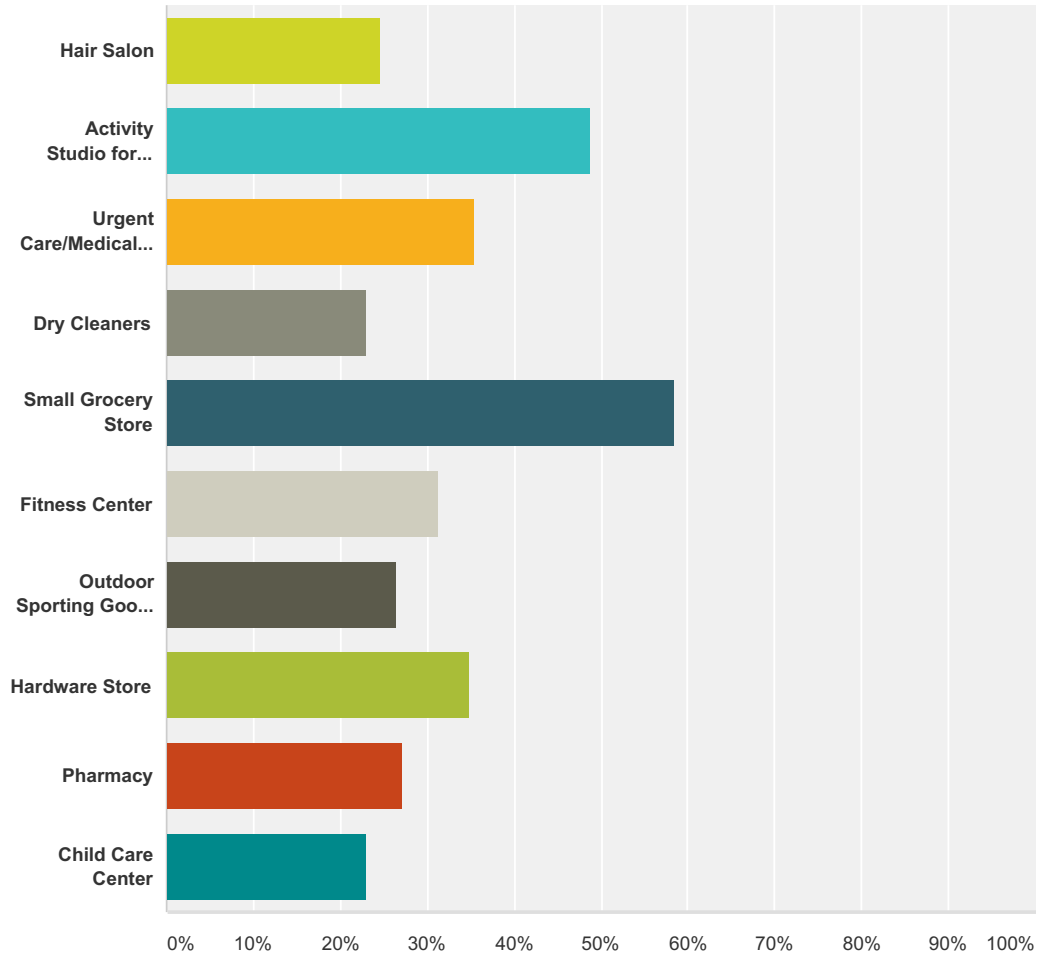
Answer Choices	Responses
Ice Cream Parlor	64.62% 137
Boutique Gift Store	33.02% 70
Coffee Shop	75.94% 161
Neighborhood Deli	69.81% 148
Bookstore	34.91% 74
Art Gallery	18.87% 40
Bakery	73.11% 155
Bed & Breakfast	33.96% 72
Other Businesses for Downtown, (there is a separate question for a future Commercial Shopping Center)	20.75% 44
Total Respondents: 212	

Q16 What specific businesses DO NOT fit in with the character of Downtown Round Hill?

Answered: 133 Skipped: 90

Q17 There is a 12 acre parcel zoned Commercial at the Eastern Gateway to Town. What businesses would you like to see built there? NOTE: Think about what businesses Round Hill needs and/or what businesses may be missing in a 10 mile radius.

Answered: 166 Skipped: 57



Answer Choices	Responses
Hair Salon	24.70% 41
Activity Studio for Children (Dance, Music, Martial Arts, etc)	48.80% 81
Urgent Care/Medical Office	35.54% 59
Dry Cleaners	22.89% 38
Small Grocery Store	58.43% 97
Fitness Center	31.33% 52

2014 Round Hill Community Survey

Outdoor Sporting Goods Store	26.51%	44
Hardware Store	34.94%	58
Pharmacy	27.11%	45
Child Care Center	22.89%	38
Total Respondents: 166		

Q18 What specific types of businesses do you NOT want at the 12 acre commercial parcel at the Eastern Gateway to town?

Answered: 127 Skipped: 96

Q19 When working with prospective businesses, it is helpful to be able to describe what is "popular" in our community. Tell us about what you and your family like to do in their free time. NOTE: This is a broad question because we have such a diverse population!

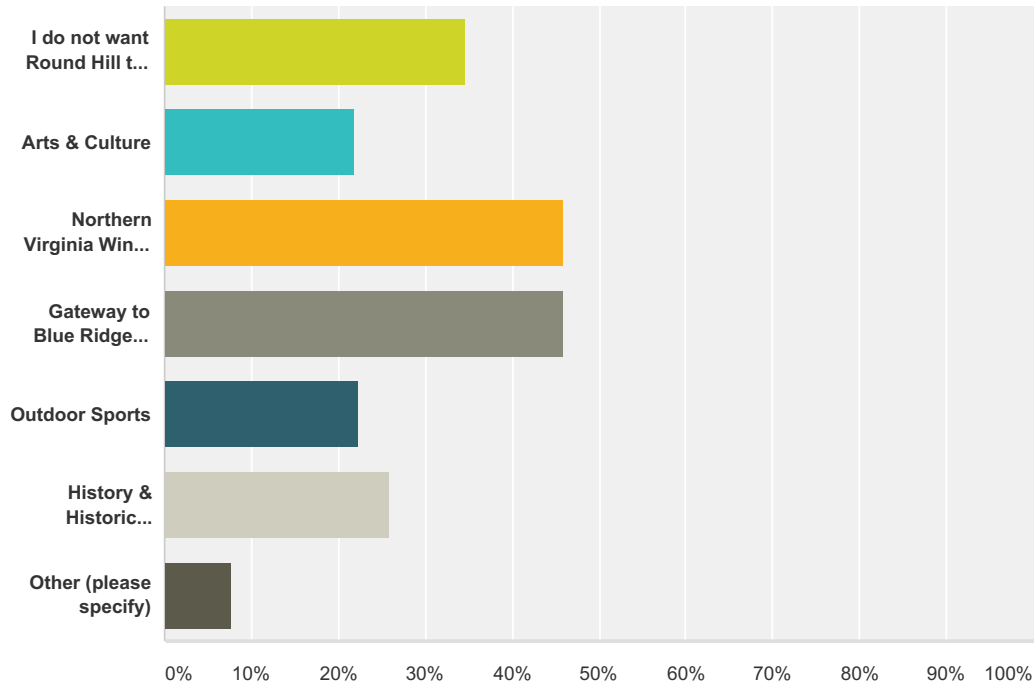
Answered: 165 Skipped: 58

Answer Choices	Responses	
What extra-curricular activities do your children participate in?	87.88%	145
Where do you like to visit for recreational activities?	80.00%	132
What are your hobbies?	78.18%	129

Q20 What theme could we focus on to make Round Hill a regional tourism destination?

NOTE: This would include creating businesses to attract tourists or to compliment existing tourism businesses with service providers

Answered: 205 Skipped: 18



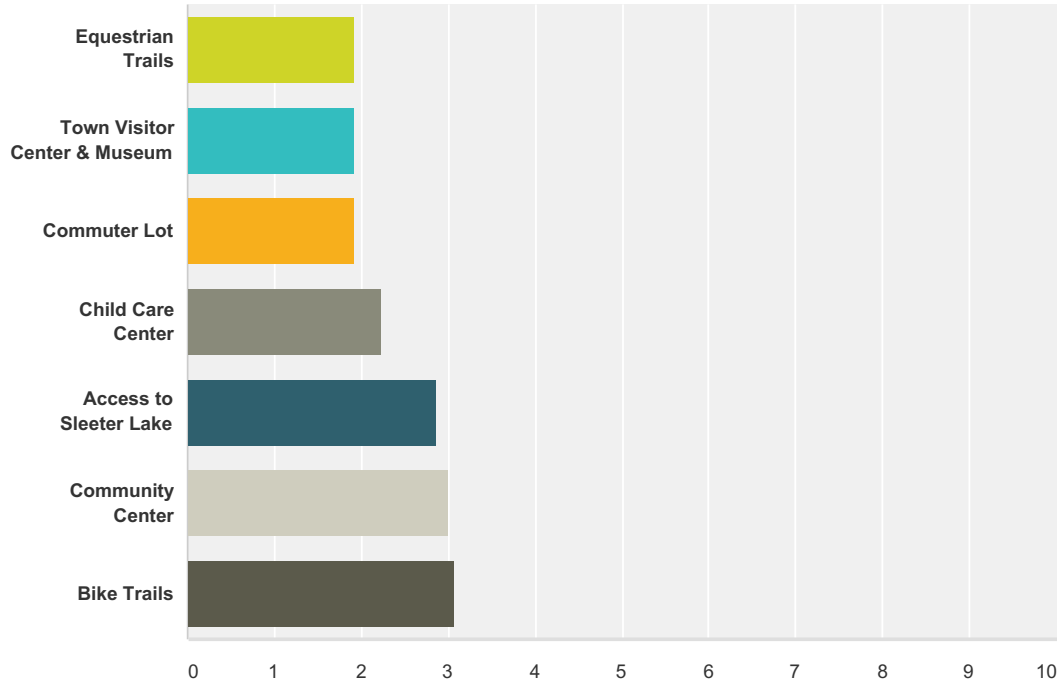
Answer Choices	Responses
I do not want Round Hill to become a regional tourism destination	34.63% 71
Arts & Culture	21.95% 45
Northern Virginia Wine Region	45.85% 94
Gateway to Blue Ridge Mountains	45.85% 94
Outdoor Sports	22.44% 46
History & Historic Architecture	25.85% 53
Other (please specify)	7.80% 16
Total Respondents: 205	

Q21 What is an event or festival that could be held in Round Hill?

Answered: 104 Skipped: 119

Q22 What recreational opportunities & community services would like to see in Round Hill? Can you rank them by importance?

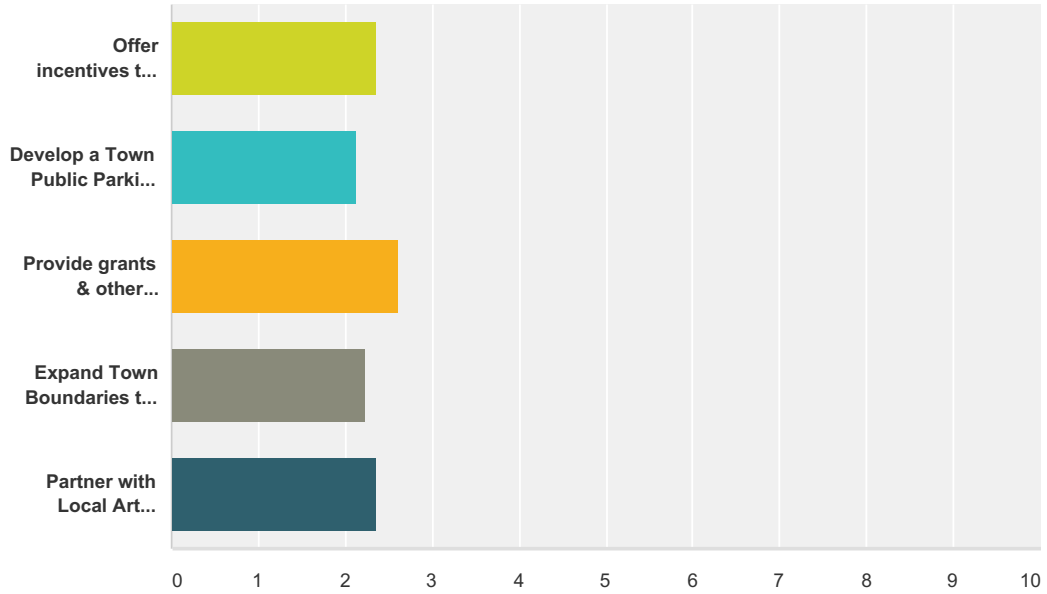
Answered: 196 Skipped: 27



	Not Important	Somewhat Important	Important	Very Important	N/A	Total	Weighted Average
Equestrian Trails	36.88% 52	29.08% 41	17.02% 24	6.38% 9	10.64% 15	141	1.92
Town Visitor Center & Museum	38.46% 55	34.27% 49	17.48% 25	6.99% 10	2.80% 4	143	1.93
Commuter Lot	39.19% 58	31.76% 47	20.27% 30	6.08% 9	2.70% 4	148	1.93
Child Care Center	28.22% 46	25.15% 41	25.15% 41	12.27% 20	9.20% 15	163	2.24
Access to Sleeter Lake	15.76% 26	17.58% 29	27.88% 46	35.15% 58	3.64% 6	165	2.86
Community Center	7.88% 13	20.61% 34	33.94% 56	36.36% 60	1.21% 2	165	3.00
Bike Trails	8.44% 13	19.48% 30	26.62% 41	42.21% 65	3.25% 5	154	3.06

Q23 Here are some ideas we have heard to improve Round Hill. Can you rank them in importance?

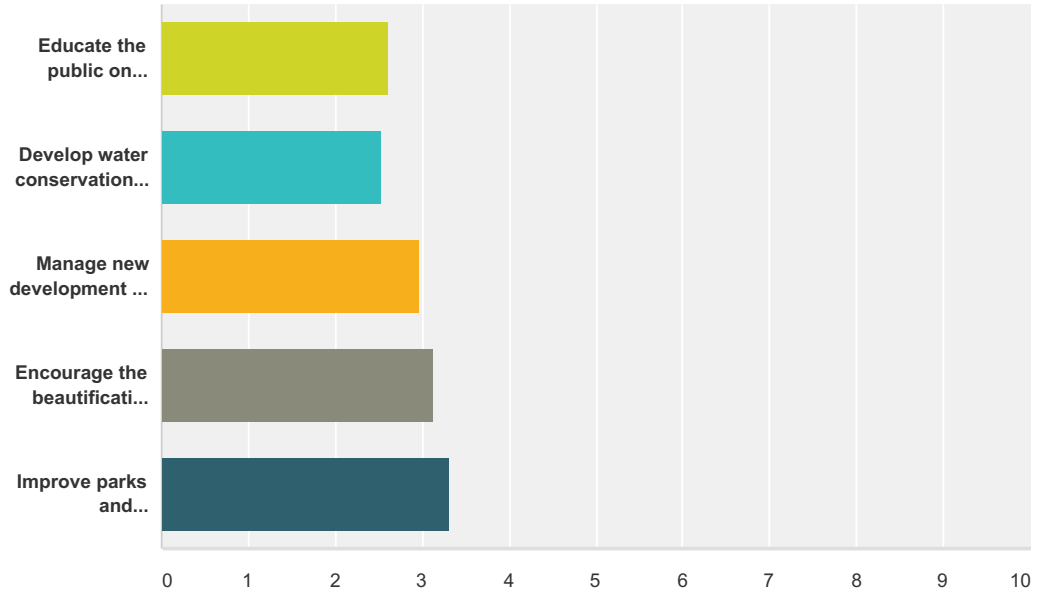
Answered: 192 Skipped: 31



	Not Important	Somewhat Important	Important	Very Important	N/A	Total	Weighted Average
Offer incentives to attract businesses to Round Hill	25.47% 41	30.43% 49	22.36% 36	19.25% 31	2.48% 4	161	2.36
Develop a Town Public Parking Lot in Downtown	31.21% 54	28.90% 50	24.86% 43	8.67% 15	6.36% 11	173	2.12
Provide grants & other incentives for building facade improvements	18.18% 30	23.64% 39	32.12% 53	21.82% 36	4.24% 7	165	2.60
Expand Town Boundaries to bring in more residents	39.41% 67	15.29% 26	17.65% 30	22.35% 38	5.29% 9	170	2.24
Partner with Local Art Community to create Arts & Culture District	21.18% 36	34.71% 59	22.94% 39	16.47% 28	4.71% 8	170	2.36

Q24 As we consider a future plan for Round Hill, we need to prioritize Community Development Projects. Can you rank these projects by importance?

Answered: 189 Skipped: 34



	Not Important	Somewhat Important	Important	Very Important	N/A	Total	Weighted Average
Educate the public on benefits of historic preservation	12.35% 20	33.33% 54	28.40% 46	20.37% 33	5.56% 9	162	2.60
Develop water conservation demonstration gardens & outreach programs	18.35% 29	29.11% 46	20.89% 33	22.15% 35	9.49% 15	158	2.52
Manage new development to reflect community character	10.43% 17	20.86% 34	28.83% 47	38.04% 62	1.84% 3	163	2.96
Encourage the beautification of Downtown	5.68% 10	14.77% 26	37.50% 66	39.77% 70	2.27% 4	176	3.14
Improve parks and recreational opportunities	4.17% 7	11.90% 20	30.36% 51	51.79% 87	1.79% 3	168	3.32

Q25 Community Involvement

Answered: 174 Skipped: 49

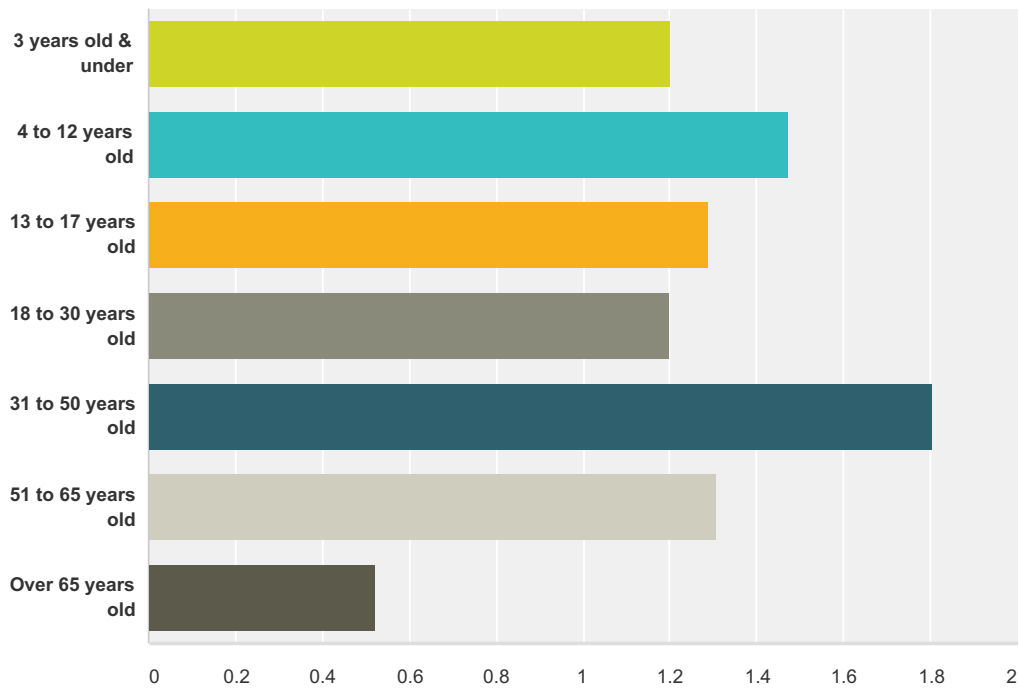
Answer Choices	Responses	
Have you ever attended a Town Council Meeting? (Held once a month at Town Hall)	94.25%	164
Are you a member of a local community organization?	89.66%	156
Would you like to volunteer for a local community organization? (If yes, what type of volunteer work)	73.56%	128
What Town event(s) have you attended in the last 2 years?	87.93%	153
What source of information do you use to learn about Round Hill events/meetings?	86.21%	150

Q26 We would love to hear any additional comments that you would like to share with the Town Council and the Planning Commission. Please use the space below.

Answered: 95 Skipped: 128

Q27 How many people in each of the following age groups live in your household

Answered: 193 Skipped: 30



Answer Choices	Average Number	Total Number	Responses
3 years old & under	1	95	79
4 to 12 years old	1	140	95
13 to 17 years old	1	71	55
18 to 30 years old	1	78	65
31 to 50 years old	2	269	149
51 to 65 years old	1	68	52
Over 65 years old	1	11	21
Total Respondents: 193			

Q28 Completion of this Survey can be Anonymous, but you have the option to provide your email to be notified of future community meetings, events or surveys below:

Answered: 68 Skipped: 155

Answer Choices	Responses
Name	0.00% 0
Company	0.00% 0
Address	0.00% 0
Address 2	0.00% 0
City/Town	0.00% 0
State/Province	0.00% 0
ZIP/Postal Code	0.00% 0
Country	0.00% 0
Email Address	100.00% 68
Phone Number	0.00% 0